
“

/

/

/

/

/

”



/ /

/ /

/ /

/

/

/ /

..... **2**

..... **4**

..... **5**

..... **8**

..... **12**

..... 12

..... 12

..... 13

.....	53
.....	54
.....	56
.....	57
.....	58
.....	58
.....	60
.....	60
.....	60
.....	65
.....	70
.....	70
.....	70
.....	71
.....	72
.....	81
.....	82
.....	82
.....	82
.....	82
.....	84
.....	88
.....	89
.....	89
.....	91
.....	94
.....	96
.....	96
.....	99
.....	100
.....	102
.....	102
.....	102
.....	103
.....	103
.....	103
.....	103
.....	104
.....	104

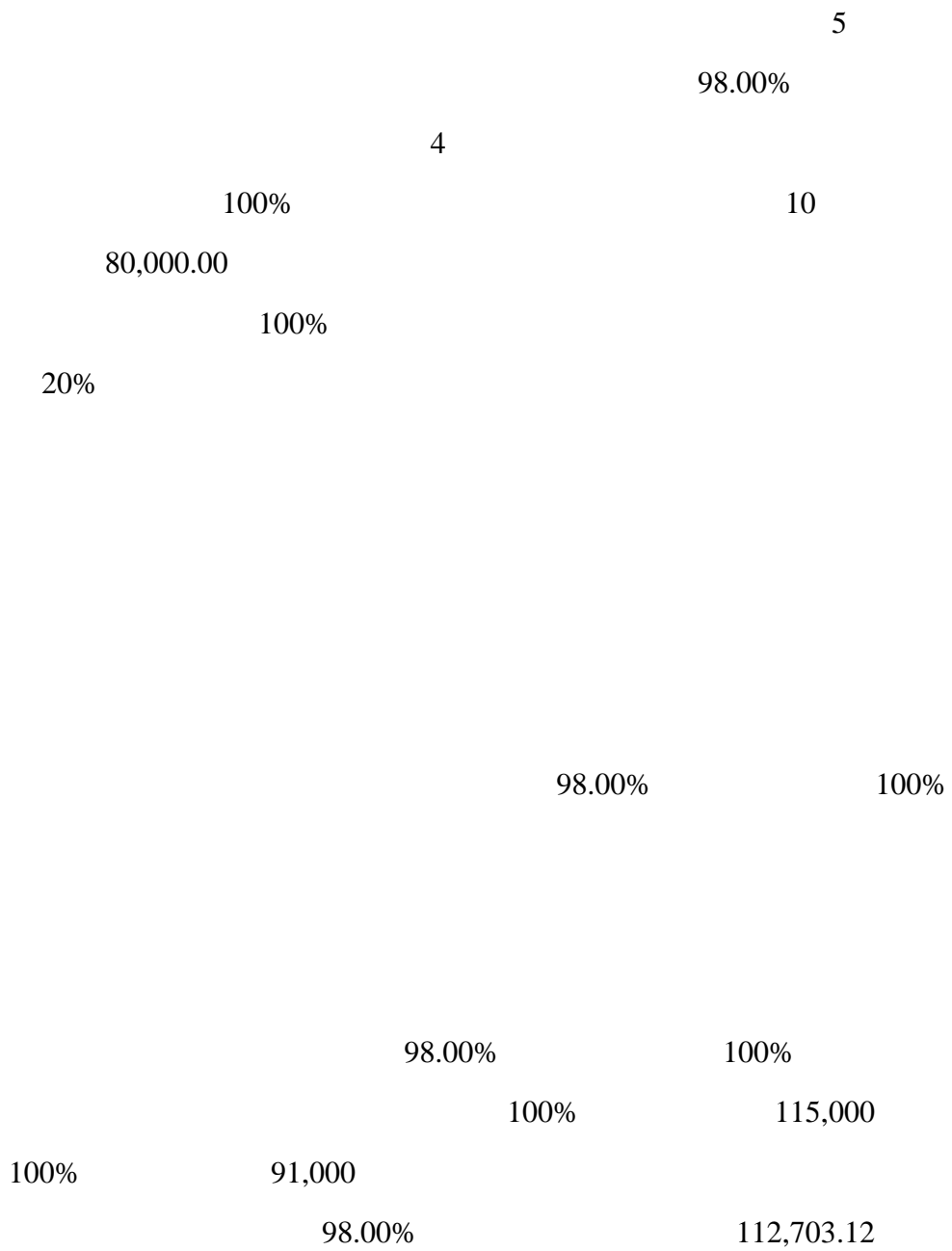
	104
12	105
	106
	106
	107
	108

/ / /		
		“ ”
		“ ”

/	/	
/	/	
		98.00% 100%
/		98.00% 100%
		2019 6 17
		2019 6 17
		2017 2018
		2018 12 31
		2017 12 31 2018 12 31
		2019 2020 2021

ITER		“ ITER ” ITER “ ”
LTCC		Low Temperature Co-fired Ceramics
PIND		Particle Impact Noise Detection
DPA		DPA Destructive Physical Analysis
GB		
GJB		
MIL		
IEC		
SJ		
QJ		

“ ”



100%

91,000

203,703.12

60% 122,221.87

40%

81,481.25

10.69 /

5

	67.65%	777,924,156.88	450,812,461.60	327,111,695.28	30,599,784
	12.50%	143,750,009.90	-	143,750,009.90	13,447,147
	10.00%	115,000,007.92	-	115,000,007.92	10,757,718
	5.00%	57,500,003.96	-	57,500,003.96	5,378,859
	2.86%	32,856,975.35	-	32,856,975.35	3,073,617
	98.00%	1,127,031,154.01	450,812,461.60	676,218,692.41	63,257,125

4

	76.26%	693,976,920.00	147,976,920.00	546,000,000.00	51,075,771
	13.56%	123,389,630.00	123,389,630.00	-	-
	10.17%	92,542,450.00	92,542,450.00	-	-
	0.01%	91,000.00	91,000.00	-	-

	100.00	910,000,000.00	364,000,000.00	546,000,000.00	51,075,771
--	--------	----------------	----------------	----------------	------------

1

A

1.00

2

3

1

2

90%

20

60

120

/

20

60

120

		90%
20	11.25	10.13
60	12.45	11.21
120	11.78	10.61

10.69 /

5

36

36

10

80,000.00

100%

A

1.00



÷

20

90%

10

12

2019 6 17

2019 2021

8,000

10,000

12,500

30,500

2019 6 17

2019 2021

7,000

8,400

10,080

25,480

1

2

1 2019 2021

90%

=

30

30

2 2019 2021

90%

=

÷

×



30

1.00

= ÷

3

1

× 1+

2

30

=

×

3

/

/

÷

/

>



×

+

=

×

÷

=

×

×

0

0

/

/

÷

/

2019

2020

2021

50%

20%

/

/

÷

/

2018

2018

5,702.16

100%

2018 8 31

800

51%

2018 9 28

2,000

11,400

2018 10 29

3.73

30%

2019 5 7

49%

2,917.98

	/			
100%			5,702.16	
51%			800.00	
0.29%			11,400.00	
30%			37,300.00	
49%			2,917.98	



100% 91,000.00 98.00% 112,703.12

5%

“ 60

100%

100%

100%

100%

100%

”

198,300,000

28.74%

20%

1

2019 6 17

2

2019 6 17

1

2

3

4

DPA

GB GJB IEC MIL SJ QJ

LTCC

690,000,000

114,332,896



10%

“

/

”

“

”

“

8,654,901

”

10.69 /



2019 6 17

2019 6 3

2019 6 18



1

2

3

4

5

6

1

2

3

4

2019 6 17

2019 2021



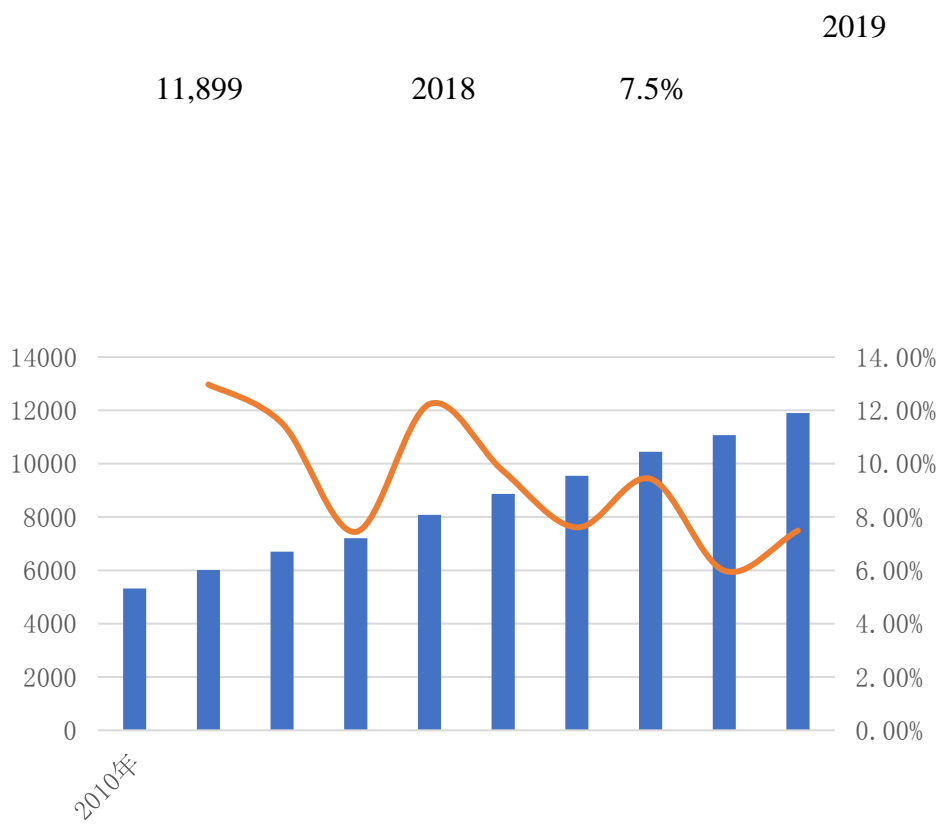
DPA

98.00%

100%



1



WIND

2

“

” 2017 1

2017 6

2017 10

“ ”

2018 3

“ ”

1 “ + ”

“ + ” 2017

“ + ”

2

LTCC

3

	2019	2020	2021
15,000	18,400	22,580	

1

2019 6 17

2

2019 6 17

3




1

2

3

4



98.00%

100%

98.00%

100%

100%

115,000

100%

91,000

98.00%

112,703.12

100%

91,000

1

203,703.12

60% 122,221.87

40%

81,481.25

10.69 /

5

	67.65%	777,924,156.88	450,812,461.60	327,111,695.28	30,599,784

	12.50%	143,750,009.90	-	143,750,009.90	13,447,147
	10.00%	115,000,007.92	-	115,000,007.92	

1		546,000,000.00	51,075,771
2		327,111,695.28	30,599,784
3		143,750,009.90	13,447,147
4		115,000,007.92	10,757,718
5		57,500,003.96	5,378,859
6		32,856,975.35	3,073,617
		1,222,218,692.41	114,332,896

5

36

36

10

80,000.00

100%

1

A

1.00

2

3

÷

4

20

90%

5

10

12

1

2019 6 17

2019 2021

8,000 10,000 12,500 30,500

2019 6 17

2019 2021

8,400 10,080 25,480 7,000

2

1

2

3

1 2019 2021

90%

=

30

30



2 2019 2021
90%

=

÷

×

30

1.00

=

÷

3

× 1+

30

=

×

/

/

÷

/

4



\times $>$ $+$
 \times $=$ \div
 $=$ \times
 \times
 0 0
 $/$ \div $/$ $/$

5

6

2019

2020

2021

50%

20%

/

/

÷

/

98.00%

112,703.12

100%

91,000.00

5%

2018

2018

98.00%	112,703.12	112,703.12	42,867.79
100%	91,000.00	91,000.00	7,011.86
	203,703.12	203,703.12	49,879.65
	422,162.08	242,231.58	382,534.94
	48.25%	84.09%	13.04%

12

“ 12

”

2018 6 14

5,702.16

100%

2018 8 31

800 51%
 2018 9 28
 2,000
 11,400
 2018 10 29
 3.73 30%
 2019 5 7
 49% ()
 2,917.98

	/			
100%			5,702.16	
51%			800.00	
0.29%			11,400.00	
30%			37,300.00	
49%			2,917.98	



“ 60

100%

100%

100%

100%

100%

”

198,300,000

28.74%

20%

	Hangjin Technology CO., LTD
	1997 9 16
	69,000
	91211400123728536M
	000818
	1
	1
	125001
	0429-2709027
	www.hangjintechology.com
	zqb@hangjintechology.com
	[] [] []
] 1,2- []
	5%] [] 1,4-
	GB2 2 GC2
	“ ”

80

1997 9 16

34,000.00

25,000.00 1997 8 27

1997 426 1997 427

8,100.00 900.00 6.31 /

10 1998 4 20

060

	250,000,000	73.53%
	90,000,000	26.47%
	9,000,000	2.65%
	340,000,000	100.00%

1997 9 16

1997 80

25,000

1997 8 27 1997 426 1997 427

	12,240		36%	
		2010	6	
	2010	10		
	2011	1	25	3.4
10	10	10		6.8
	2011	6		11
26,617.78				
	2015	11	13	6,600.00
				20,017.78
	6,600.00			26,617.78
	2016	6	26	
			19,830.00	2016
				7
	2016	7	6	
	2016	9	1	
				2016
				9
	2017	9	1	2017
				10
				9

				11,842,500		
691,842,500						
2018	2	4		2018	2	23
						2018
2018	7	28				19,842,500
2018	3	20		2017		
				“		”
“				”		
2018	8	16		2018		
2018						2018 8 20
			27			2018
						2018 8 21
			348			1,800
						19,842,500
						1,800
				1,842,500		
2018	8	28				690,000,000
						200,177,757
			66,000,000			39.14%
2016	6	26				
			19,830.00			29.16%

19,830.00

29.16%

28.74%

	60,000
	2016 5 11
	91360503MA35HPDF3L
	;
	;
	;
	(,)
	2026 5 10
	38 3 1812
	010-85870742 215

	14262919*****		

		38	3 1812
	2010		13%

FPGA

LTCC-MCM

2016 2017 2018
2019 1-3

	2019 3 31	2018 12 31	2017 12 31	2016 12 31
	406,226.30	422,162.08	380,224.21	266,571.42
	257,381.00	246,513.12	260,548.96	231,947.77
	253,259.42	242,231.58	249,687.08	227,085.32
	2019 1-3	2018	2017	2016
	94,270.73	382,534.94	340,092.03	260,560.35
	12,822.28	61,666.21	31,542.58	11,137.93
	10,858.27	51,702.21	26,221.62	11,154.33
	11,018.23	50,330.54	25,554.20	11,207.66
	3,678.96	40,271.72	47,900.82	15,472.79
	2019 3 31 /2019 1-3	2018 12 31 /2018	2017 12 31 /2017	2016 12 31 /2016
	36.64%	41.46%	31.47%	12.99%
	23.43%	25.76%	22.56%	14.93%
/	0.16	0.73	0.37	0.16
/	0.16	0.73	0.37	0.16

3

	522601197311*****

1

	2019 1 4
	10 A B
	91440300MA5FF9CY0F
	2019 1 4 —2026 1 3

2

					%
--	--	--	--	--	---

1			2,125.00	1.70%
2			50,000.00	40.00%
3			31,250.00	25.00%
4			30,000.00	24.00%
5			5,625.00	4.50%
6			3,000.00	2.40%
7			3,000.00	2.40%
			125,000.00	100.00%

3

	2017 8 15
	1,000
	5E 906A
	91440300MA5EP12Y94
	2017 8 15
	(); (; ; (); ,

1

	2017 9 14

	1,000
	21 20219
	91659001MA77F0J170
	2017 5 16 2037 5 15
	,

	3302241970011*****
	1188 10 2701

1

	2018 05 15
	1 1
	104
	91520324MA6H05X821

	2018-05-15	2048-05-14
	(,)	

2

				%
1			2,000.00	40.00%
2			1,000.00	20.00%
3			780.00	15.60%
4			600.00	12.00%
5			580.00	11.60%
6			40.00	0.80%
			5,000.00	100%

3

“ ” “ ” “3 ”

1

	2016 5 24
	3 13 317
	91110000MA005PXX69
	2016 5 24
	; () (“1 2

	3	4
	5	
	”	
)

2

				%
1			100.00	0.20%
2			33,000.00	65.87%
3			9,000.00	17.96%
4			8,000.00	15.97%
			50,100.00	100%

3

	2016-04-01
	1,000.00
	3 13 313
	91110108MA004HH89Q
	2016 4 1 2066 3 31
	1 2
	3 4
	“1
	2
	3 4

	5
	” ,)

1

	()
	2018 6 29
	SEC618

2

10.17%

	2015 7 23
	1,000.00
	2 1 110
	913304813501130567
	2015 7 23 2021 7 22



“

” “

” “3

”

	() 117
	() 117
	5,806.1796
	915101002019741198
	;
	(); (
), , (
), ,
	, ; (,
)
	1981 10 08
	2000 10 26

1		39,276,238	67.65%
2		7,257,725	12.50%
3		5,806,180	10.00%
4		2,903,090	5.00%
5		1,658,900	2.86%
6		80,365	0.17%
7		44,337	0.14%
8		43,763	0.14%
9		81,511	0.08%

10		45,483	0.08%
11		97,382	0.08%
12		43,763	0.08%
13	108	723,059	1.25%
		58,061,796	100.00%

1		2011 07 14	

2011 07 14

1958 “ ” 156

60

2012

“ ” “ ”

“C39”

1





PIN



1

--	--	--

		
		
		<p>TRL</p>

2







<p>PIN</p>			
			




			
--	---	--	---

2

1

		LNG
--	---	-----


	     	
--	--	--





			
			


2


3


/		
		
()		
		ITER




MESFET
HEMT



/



4



5



1

2

/

3

4

1

“ ”

156

50

2

	2018			2017		
			42,867.79			31,551.48
			6,735.32			2,468.28
			7,607.12			2,205.70
	2018	12	31	2017	12	31
			78,727.80			109,418.92
			28,183.82			43,661.20
			50,601.39			65,781.76

1		2017 08 02	DPA ; ; ; ;
2		2014 09 26	; ;

	503 3 201
	503 3 201
	2,000
	91320200314197416C
	2014 09 26
	2014 09 26

	3 #102
	3 #102
	2,200
	91610113MA6U6UFN3L
	DPA ; ;



DPA

DPA



“ ” “ ”

3

1

DPA

“ ” “ ”

2

DLIAC

CNAS

”

“

3

4

DPA

200

“

”

	2018			2017		
			6,995.23			1,962.66
			3,765.73			996.42
			3,229.94			862.94
	2018	12	31	2017	12	31
			12,733.87			4,401.16
			3,771.87			490.85
			8,522.24			3,910.30



A

1.00

1

2

90%

20

60

120

/

20

60

120

		90%
20	11.25	10.13
60	12.45	11.21
120	11.78	10.61

10.69 /

20

90%

$$P1 = P0 / (1+n)$$

$$P1 = (P0 + A \times k) / (1+k)$$

$$P1 = (P0 + A \times k) / (1+n+k)$$

$$P1 = P0 - D$$

$$P1 = (P0 - D + A \times k) / (1+n+k)$$

$$\frac{P0 - D + A \times k}{1 + n + k} = P1$$

100%

115,000

100%

91,000

1	546,000,000.00	51,075,771
2	327,111,695.28	30,599,784
3	143,750,009.90	13,447,147
4	115,000,007.92	10,757,718

5		57,500,003.96	5,378,859
6		32,856,975.35	3,073,617
		1,222,218,692.41	114,332,896

36

36

10

80,000.00

100%

A

1.00

÷





DPA

GB GJB IEC MIL SJ QJ

LTCC

690,000,000

114,332,896

	198,300,000	28.74%	-	198,300,000	24.65%
	7,363,020	1.07%	-	7,363,020	0.92%
			51,075,771	51,075,771	6.35%
			30,599,784	30,599,784	3.80%
			13,447,147	13,447,147	1.67%
			10,757,718	10,757,718	1.34%
			5,378,859	5,378,859	0.67%
			3,073,617	3,073,617	0.38%
	484,336,980	70.19%	-	484,336,980	60.22%
	690,000,000	100.00%	114,332,896	804,332,896	100.00%

10%



1

2

3

4

5

6

1

2

3

4

2019 6 17

2019 2021



DPA

98.00%

100%



[2013]110



10.69 /
20 90%

“ ” “

”

“ ” “

” “

” “5 ”

2017

“

/

”

“

”

“

8,654,901

”

12

12

2018 6 14

5,702.16

100%

2018 8 31

800

51%

2018 9 28

2,000

11,400

2018 10 29

3.73

30%

2019 5 7

49%

()

2,917.98

12

	/			
100%			5,702.16	
51%			800.00	
0.29%			11,400.00	
30%			37,300.00	
49%			2,917.98	

2019 6 3

[2007]128

20

2019 4 30

2019 5 31

399001.SZ

882405.WI

	21		
--	----	--	--

	2019 4 30	2019 5 31	
- /	11.48	12.00	4.53%
399001.SZ -	9,674.53	8,922.69	-7.77%
882405.WI)-	4,245.44	3,877.09	-8.68%
			12.30%
			13.21%

20

4.53%

20%

20

12.30% 13.21%

20%

[2007]128

“1

2

5%

3

4

5

6

<

>

<

>

“

”

8

9

10

11

”



